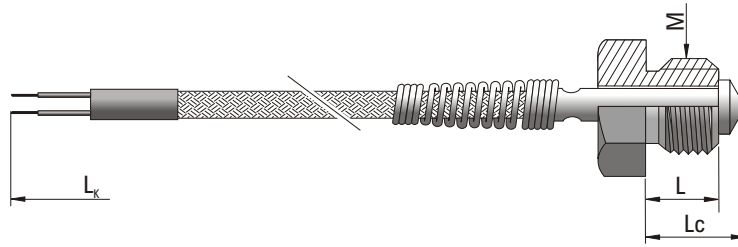


TEMPERATURE SENSOR

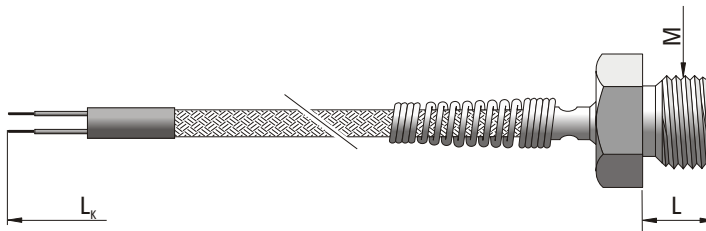
type 373



type 374



type 375



M ⁽²⁾	L ⁽²⁾	Lc ⁽²⁾
M6	10	16,5
M8x1	12	19
M10x1	15	22,5
M12x1,5	20	29
M20x1,5	30	43
G1/2"	30	43
1/4"-20	15	21,5

SPECIFICATION

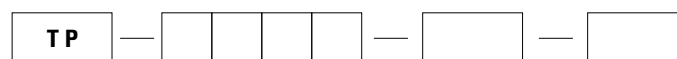
Temperature range	-40°C... +400°C
Measuring element	platinum resistor (Pt100) ⁽¹⁾ thermocouple Cu-CuNi (T) thermocouple Fe-CuNi (J) thermocouple NiCr-NiAl (K)
Class of processing element	2 (B) ⁽²⁾
Measuring junction	insulated ⁽²⁾
Sheath material	steel 1.4541
Cable insulation	fiber glass and steel braid ⁽³⁾

⁽¹⁾ Pt500, Pt1000, Ni100, Ni1000 on demand

⁽²⁾ Other parameters according to customer requirements

⁽³⁾ Other cable insulation: PVC, silicon, PTFE, stainless steel armored sheath on demand

ORDERING CODE



Sensor type **373, 374, 375**

Measuring element **Pt100, T, J or K**

Length of the cable $L_k = 0,5, 1,5$ or $2,5$ m⁽²⁾

Thread of sensor **M6, M8x1, M10x1, M12x1,5, M20x1,5, G1/2", 1/4"-20**

Example for order:

TP-375J-1,5-M10x1 thermocouple sensor Fe-CuNi (J), length L = 15 mm, length of the cable $L_k = 1,5$ m with metric thread M10x1.