

# Safety on site

# C.A 5000 series

*Analogue  
multimeters*



- Reinforced safety for your measurements:
  - "Fus" light: HBC fuse test
  - "Voltest™" light: presence of voltage on ohmmeter\*
- Automatic zero reset on ohmmeter\*
- $\mu\text{A}$  ranges
- Compact, shockproof case, with "Multistand™" multi-purpose fold-away stand

\* for C.A 5003 and C.A 5005

Warranty  
3 years

 **CHAUVIN  
ARNOUX**

## The C.A 5000 series multimeters, for the fanatics of analogue measurement.

We have given specific features to a new range of multimeters to satisfy all the measurement needs of electricians, electro-technicians and electronic engineers of today.


- Electrical safety demands it. They are totally protected and conform to standard IEC 1010-1, Category III/ 600 V.
- Equipped with the multi-purpose "Multistand™" shockproof case, they can be used both on the work site and in the laboratory.
- Lightweight and compact, they are easy to handle.
- Their current ranges are protected by HBC (high breaking capacity) fuses with indication of the condition of the fuses by "Fus" light.
- For the C.A 5003 and C.A 5005 the ohmmeter zero reset is automatic. To avoid any error in use, the "Voltest™" light indicates the presence of voltage on resistance and continuity test.

**1**  
Ø 4 mm safety input terminals

**2**  
"Fus" light  
Test of the HBC fuses on current measurement.

**3**  
Analogue scale  
With antiparallax mirror for voltage scales.

**4**  
"Voltest™" light  
Indicates the presence of voltage on resistance measurement and continuity test.


**5**  
Double insulation   
In accordance with standard IEC 1010-1, rated voltage 600 V, installation category III, degree of pollution 2.

**6**  
Compact shockproof case  
Including, on the back, a "Multistand™" multi-purpose sturdy jointed clip: use as a stand, to attach the test prods, ...



▲ Voltage test with the C.A 5003. The black test prod is in the "hands free" position, held in the multi-purpose clip on the back of the instrument.



Direct reading of the motor current with the C.A 5005 and its miniclamp MN 89, originally supplied. The A AC ranges are marked by the "  " symbol and also the readout scale. ▼

◀ The jointed clip holds the C.A 5003 in a vertical position for a reading close to the test point.

Continuity test of a fuse with the C.A 5001. The jointed clip is folded in place as a stand for use on the workbench. ▼



### Safety accessories

Numerous accessories\* are available to widen the field of application of your multimeter or to give it new functions: crocodile clips, wire grips, voltage probes, current clamps, temperature probes,... Documentation on request.


\* conform to standard IEC 1010-2-031

The leads with test prods supplied with the multimeters conform to standard IEC 1010-2-031. 1000 V. Cat III-2 and are  approved.

### Connection with positive safety



It is essential to disconnect the leads before opening the cover for access to the battery and the fuses. Rapid opening by 1/4 turn screw, using a coin or a screwdriver.



| Specifications                   | C.A 5001  | C.A 5003 <sup>(1)</sup>     | C.A 5005 <sup>(1)</sup>                |
|----------------------------------|---|-----------------------------|--|
| DC voltage                       | 8 ranges: 100 mV ... 1000 V                           |                             |  |
| AC voltage                       | 5 ranges: 10 V ... 1000 V                             |                             |  |
| Internal resistance              | 20 kΩ/V   |                             |  |
| Working frequency                | 10 Hz ... 100 kHz depending on range                  |                             |  |
| DC current                       | 5 ranges: 50 µA ... 5 A                               | 7 ranges: 50 µA ... 15 A    | 6 ranges: 50 µA ... 10 A               |
| AC current                       | 4 ranges: 5 mA ... 5 A                                | 5 ranges: 1,5 mA ... 15 A   | 5 ranges: 3 A ... 300 A <sup>(2)</sup> |
| Resistance                       | 2 ranges: 10 kΩ and 1 MΩ                              |                             |  |
| Audible continuity test          | R < 50 Ω  |                             |  |
| Scale in dB for V AC             | 0 ... +22 dB  |                             |  |
| Typical accuracy <sup>(3)</sup>  | 1.5 % on V DC • 2.5 % on V AC and A AC/DC • 10 % on Ω |                             |  |
| Power supply                     | 1 battery 1.5 V                                       | 1 battery 9 V               |  |
| Battery life                     | 10 000 measurements of 15 s                           | 10 000 measurements of 10 s |  |
| Electrical safety <sup>(4)</sup> | IEC 1010-1 • 600 V/Cat III                            |                             |  |
| Protection <sup>(5)</sup>        | HBC fuses 0.5 A and 5 A                               | HBC fuses 1.6 A and 16 A    | HBC fuses 1 A and 10 A                 |
| Degree of watertightness         | IP 40   | IP 53                       |  |
| Environmental conditions         | -10°C ... + 55°C and RH < 90 %                        |                             |  |
| Dimensions / Weight              | 160 x 105 x 56 mm / 500 g                             |                             |  |

(1) Additional "Voltest™" function to check the possible presence of voltage on resistance and audible continuity test - (2) Limited to 240 A max by the miniclamp MN 89  
(3) In % of end of scale - (4) Degree of pollution 2 - (5) Electronic protection and HBC fuses for the current ranges with fuse test light

## To tidy away

- The jointed clip has also been designed to tidy away the test prod leads.



## For carrying

- A choice of 3 accessories to meet your needs on site



▲ The case



▲ The holster



◀ The shoulder bag

## Ordering references

- C.A 5001 .....P01.1965.21E
  - C.A 5003 .....P01.1965.22E
  - C.A 5005 (supplied with miniclamp MN 89) .....P01.1965.23E
- Supplied with safety leads IEC 1010 with test prods, battery and user manual.
- C.A 5001 set with case .....P01.1965.21F
  - C.A 5003 set with case .....P01.1965.22F
  - C.A 5005 set with case .....P01.1965.23F

### Accessories

- Shoulder bag (240 x 230 x 70 mm) .....P01.2980.33
- Carrying holster (220 x 180 x 75 mm) .....P01.2980.36
- Carrying case (270 x 200 x 65 mm) .....P01.2980.37 with foam lining shaped for the C.A 5001 or C.A 5003
- Carrying case (270 x 200 x 65 mm) .....P01.2980.37A with foam lining shaped for the C.A 5005 and MN 89

Numerous safety accessories IEC 1010. Documentation on request.

## Your distributor

### TEST & MEASUREMENT DIVISION

FRANCE  
190, rue Championnet  
75876 PARIS Cedex 18  
Tel: +33 1 44 85 44 86  
Fax: +33 1 46 27 95 59  
e-mail: export@chauvin-arnoux.fr  
www.chauvin-arnoux.fr

UNITED KINGDOM  
Waldeck House - Waldeck Road  
MAIDENHEAD SL6 8BR  
Tel: 01628 788 888  
Fax: 01628 628 099  
e-mail: info@chauvin-arnoux.co.uk  
www.chauvin-arnoux.co.uk

 **CHAUVIN  
ARNOUX**